

Eduphoria: Accessing the Project Participation Entry Form



Go to eSystems Click on *Formspace*

Technology

Remote Support Portal

Technology Professional Development Survey

One Note Lesson Planner (Coming Soon)

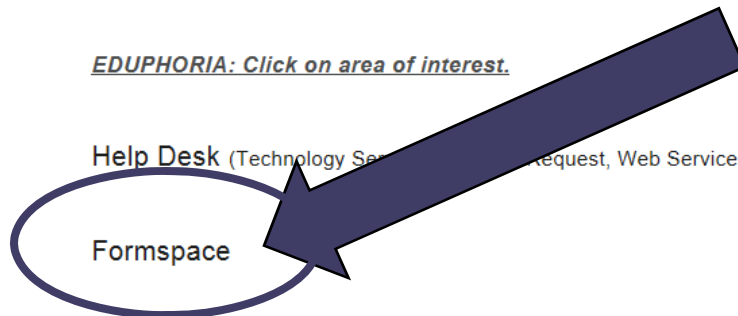
Edmodo

EDUPHORIA: Click on area of interest.

Help Desk (Technology Service Request, Web Services Request)

Formspace

Workshops/Trainings/Professional Development



Log in


eduphoria!

EMAIL

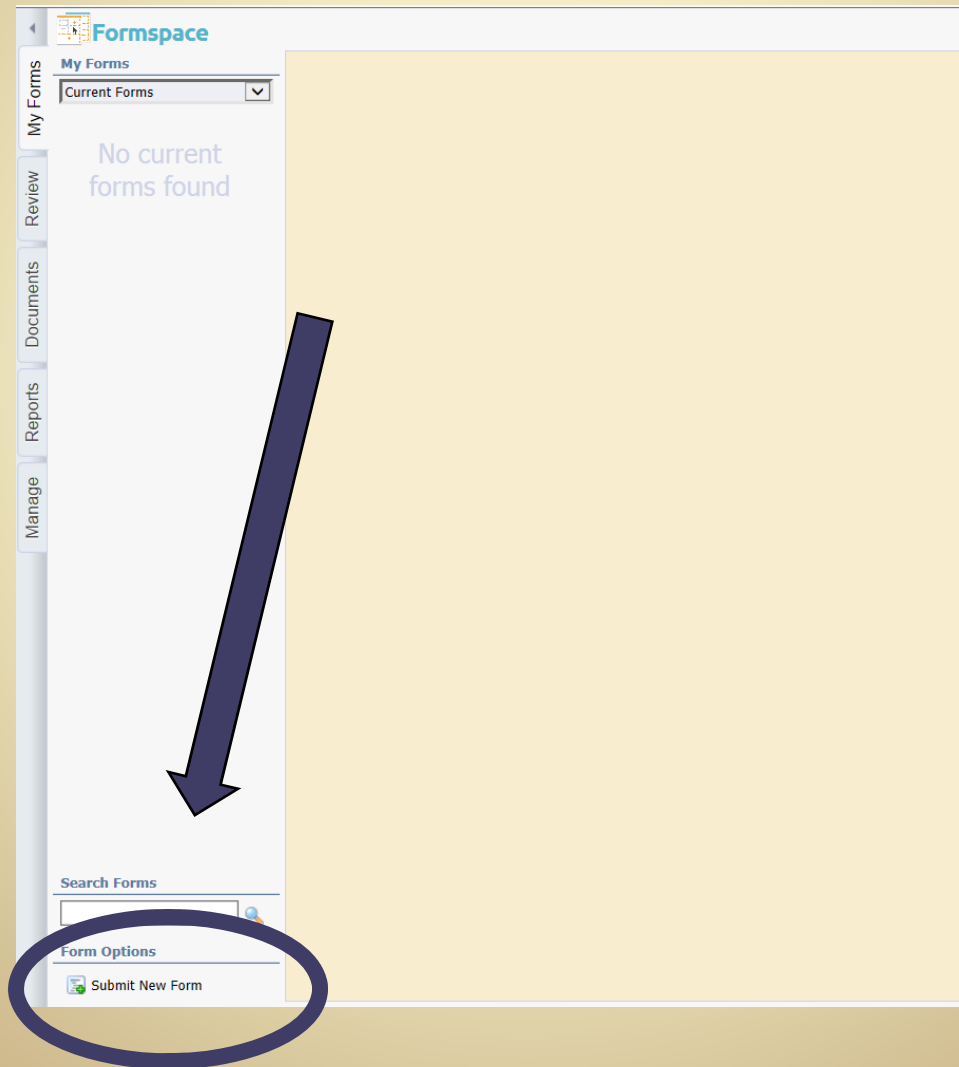
PASSWORD

Sign In

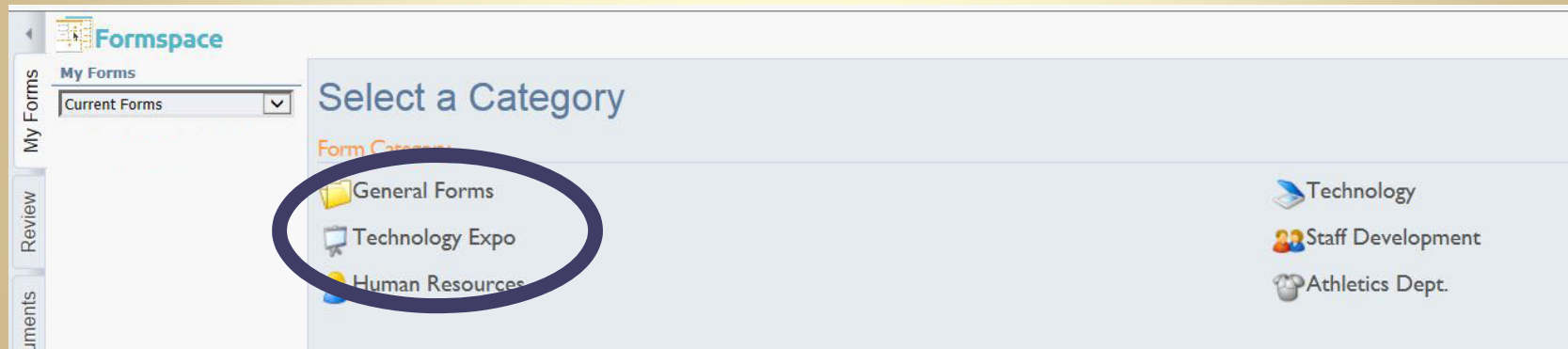
[Forgot Password?](#)



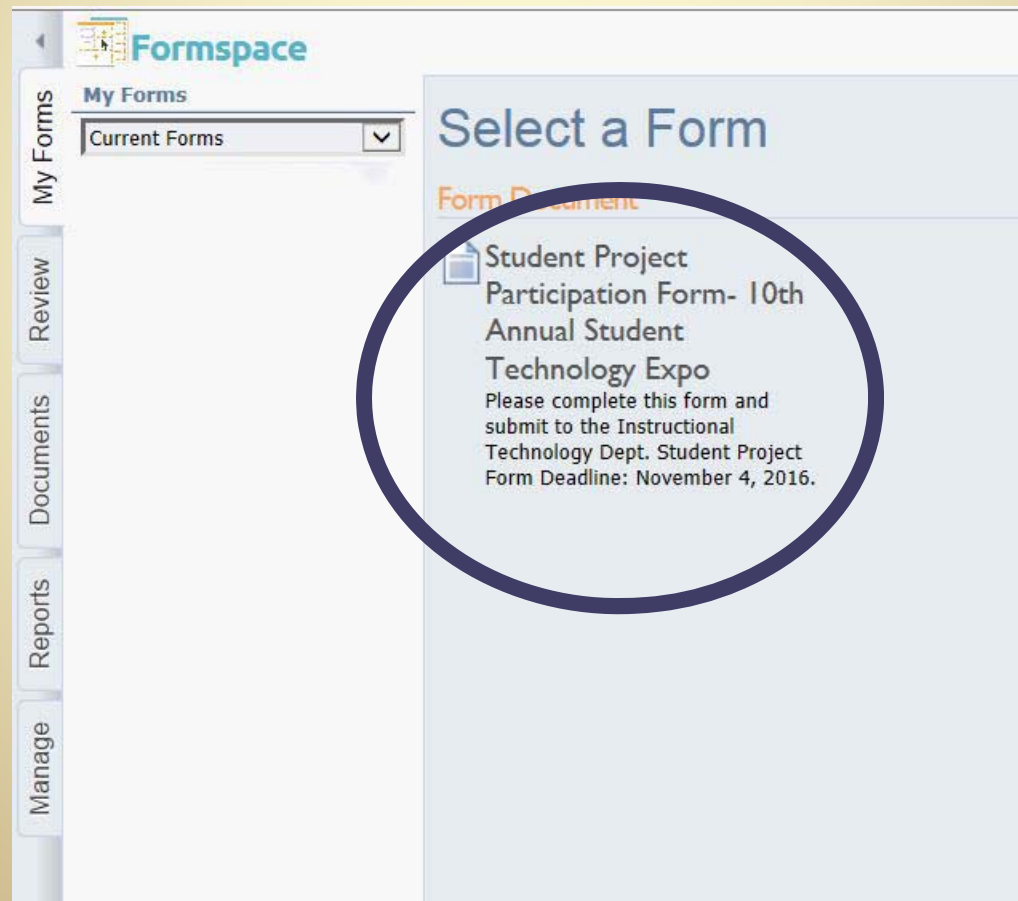
Click on *Submit New Form* (Bottom left side)



Click on *Technology Expo*



Click on *Project Participation Form- 10th Annual Student Technology Showcase*



The screenshot displays the Formspace web application interface. On the left, a vertical navigation menu includes buttons for 'My Forms', 'Review', 'Documents', 'Reports', and 'Manage'. The main content area is titled 'Select a Form' and features a dropdown menu labeled 'My Forms' with 'Current Forms' selected. Below this, a list of forms is shown, with the first entry circled in blue. The circled entry is a document icon followed by the text: 'Student Project Participation Form- 10th Annual Student Technology Expo'. Below the title, it reads: 'Please complete this form and submit to the Instructional Technology Dept. Student Project Form Deadline: November 4, 2016.'

Complete form –

- one form per student
- be sure to include student's t-shirt size

Click on Submit

Student Project Participation Form - 10th Annual Student Technology Expo 2017

Student's Name: *

Is student working with a partner? *
If student is working with a partner, then fill in a separate form to include the t-shirt information.
 Yes No

Grade Level *
 K 1 2 3 4 5 6 7 8 9 10 11

Campus: *

Project Title: *

Project Release *

	Yes	No
Sponsor verifies that students have followed all copyright laws.	<input type="checkbox"/>	<input type="checkbox"/>
Sponsor verifies that parent consent has been granted.	<input type="checkbox"/>	<input type="checkbox"/>

Student's T-Shirt Size:
Select, if Child Size is needed. (One per student, please)

	Small	Medium	Large
CHILD	<input type="checkbox"/>	<input type="checkbox"/>	<input type="checkbox"/>

Student's T-Shirt Size:
Select, if Adult Size is needed. (One per student, please)

	Small	Medium	Large	Extra Large	2 XL	3 XL
ADULT	<input type="checkbox"/>	<input type="checkbox"/>	<input type="checkbox"/>	<input type="checkbox"/>	<input type="checkbox"/>	<input type="checkbox"/>

Today's Date:
Not Set

Submit Form



Questions?

Contact the Technology Department
at
(956) 273-1340

